

# ZESTO

## Electric Conveyor Oven CE 2416 & CE 2418

**Model CE 2416**

**16" (40cm) Wide Belt**

**Model CE 2418**

**18" (46cm) Wide Belt**



"U.S." Patent # 5,584,237

**9 KW of elements**  
**cooking temperature up to 600°F (315°C)**



- \* *Stainless Steel Construction.*
- \* *Front mount controls for easy view and access.*
- \* *Electronic temperature control with digital read-out.*
- \* *Variable digital speed control on conveyor belt.*
- \* *Cook time from 1 - 20 minutes.*
- \* *Reversible conveyor belt direction.*
- \* *Thermally insulated for energy efficiency.*

- \* *High velocity precision targeted air flow distribution panels for consistent repeatable baking results.*
- \* *Stackable (up to 3 units high).*
- \* *Super efficient electric tubular elements.*
- \* *Removable front panel, crumb tray, top and bottom air flow distribution panels for easy cleaning.*
- \* *4" adjustable stainless steel legs.*

**Optional s/s stand 24" high**  
**with locking casters & bottom shelf available**



**Removable panels for easy cleaning**  
**"U.S." Patent # 6,192,877 B1**

**Ideal for a variety of cooking applications including pizza, seafood, omelettes and other egg dishes, pre-cooked meats, cookies, bakery products, pita breads, heating plated Mexican food and hot submarine sandwiches.**

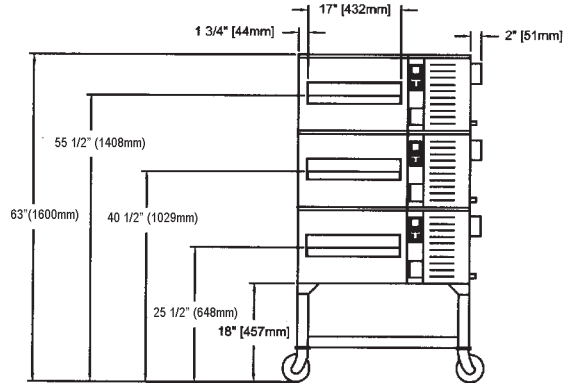
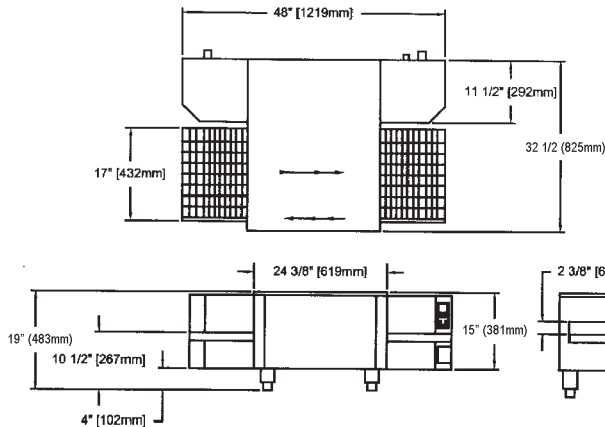
# Electric Conveyor Oven CE 2416 & CE 2418



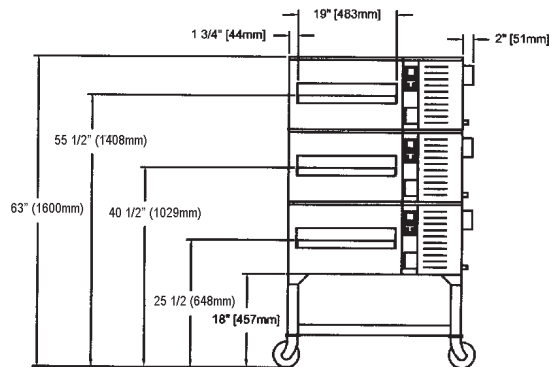
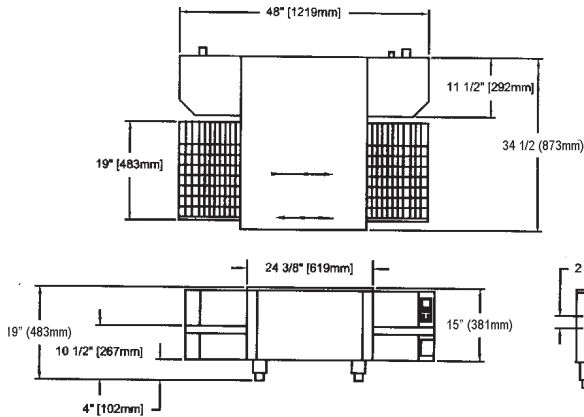
Conforms to: ANSI / UL Std. 197  
Conforms to: CSA C22.2 Std. 109

Conforms to:  
Std. NSF-4

## Model CE 2416 (16" belt)



## Model CE 2418 (18" belt)



APROX. PRODUCTION PER HOUR / PER SECTION / BAKE TIME IN MINUTES														
CE 2416 (16" wide belt with 17" opening)								CE 2418 (18" wide belt with 19" opening)						
Pan diameter	5 min.	6 min.	6.45 min.	7 min.	7.5 min.	8 min.	9 min.	5 min.	6 min.	6.45 min.	7 min.	7.5 min.	8 min.	9 min.
6" (15 cm)	96	80	74	69	64	60	53	144	120	112	103	96	90	80
8" (20 cm)	72	60	56	51	48	45	40	72	60	56	51	48	45	40
9" (22.8 cm)	32	27	25	23	21	20	18	64	53	50	46	43	40	36
12" (30 cm)	24	20	19	17	16	15	13	24	20	19	17	16	15	13
14" (35 cm)	21	17	16	15	14	13	11	21	17	16	15	14	13	11
16" (40 cm)	18	15	14	13	12	11	10	18	15	14	13	12	11	10

Model	Electric elements	Exterior dimensions	Length of belt	Voltages / Amps		Ship wt..
CE 2416	(3 X 3 kw) = 9 kw	48"L x 31"D 122cm x 80cm	48"L x 16"D 122cm x 40cm	220-240v / 1 $\phi$ (45.9 - 42.5 amps) ** 400v / 3 $\phi$ (18 amps) ** 600v / 3 $\phi$ (13.7 amps)	208-220v / 3 $\phi$ (30 - 28.6 amps) ** 480v / 3 $\phi$ (15.8 amps) ** Optional at extra cost	240 lbs 108 kg
CE 2418	(3 X 3 kw) = 9 kw	48"L x 33"D 122cm x 85cm	48"L x 18"D 122cm x 46cm	220-240v / 1 $\phi$ (45.9 - 42.5 amps) ** 400v / 3 $\phi$ (18 amps) ** 600v / 3 $\phi$ (13.7 amps)	208-220v / 3 $\phi$ (30 - 28.6 amps) ** 480v / 3 $\phi$ (15.8 amps) ** Optional at extra cost	265 lbs 120 kg

Available in 50 or 60 cycles. Amperage could vary if input volts are not the same as indicated.

**ZESTO** FOOD EQUIPMENT MANUFACTURING INC.  
MANUFACTURIER D'EQUIPEMENT EN ALIMENTATION INC.

6450 HUTCHISON, MONTREAL, QC, CANADA H2V 4C8  
TEL(514)278-4621 FAX(514)278-4622  
e-mail info@zesto.ca www.zesto.ca

SPECIFICATIONS SUBJECT TO CHANGE WITHOUT NOTICE.

LES SPÉCIFICATIONS SONT SUJETS À CHANGEMENT SANS AVIS.